

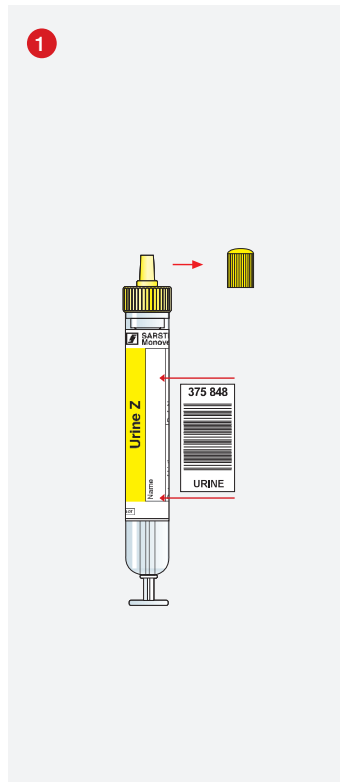
# Urine Monovette®

## Instruction for use

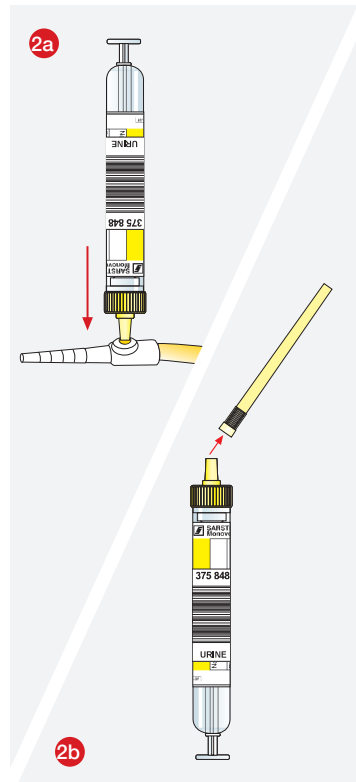
Technical modifications reserved

This document may contain information on products that may not be available in particular countries

15\_482\_0000\_142

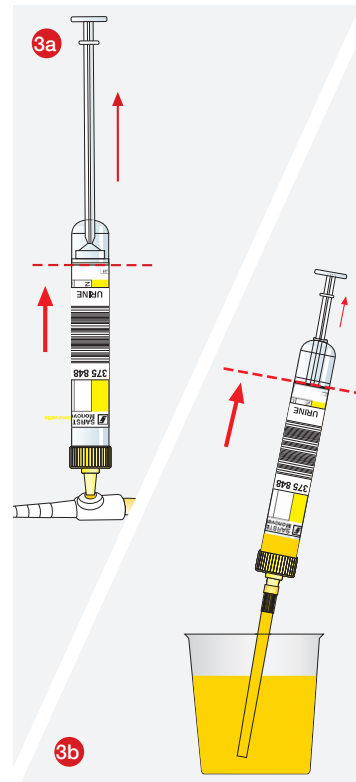


When using a barcode label, attach it along the printed line and/or place it in an **exact vertical** position. **Remove stopper and keep for later use!**

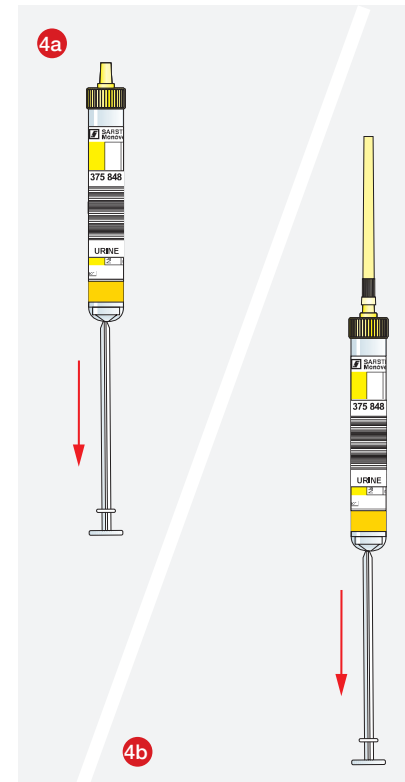


Urine collection from catheter.\* **Disinfect the septum in accordance with internal guidelines.** Insert the Luer tip into the septum. Attach aspiration tip.

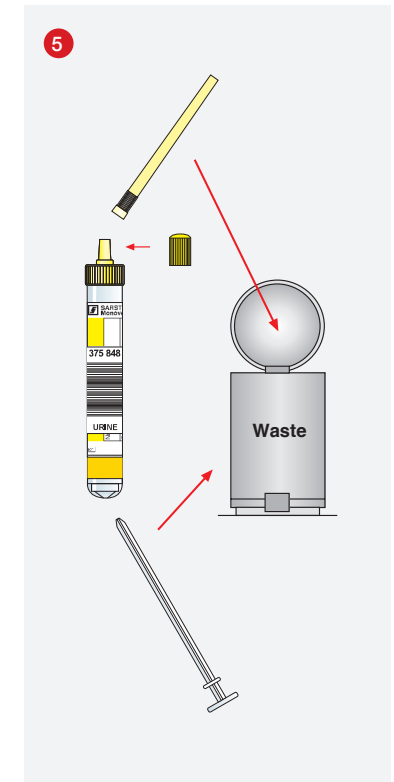
\* Please follow the bold printed notes.



Insert the aspiration tip into the container and **fill the Urine Monovette® up to the base line.**



**Hold the Urine Monovette® in a vertical position and withdraw the piston rod in downward direction until it locks into its base to empty the aspiration tip.**



Remove the aspiration tip, **break off the piston rod and discard both.** Replace the stopper.

SARSTEDT AG & Co. KG  
P.O. Box 12 20  
D-51582 Nümbrecht  
Phone +49 2293 305-0  
Fax +49 2293 305-3992  
export@sarstedt.com  
www.sarstedt.com